

## Stereoselective Synthesis of the Chiral Tetrahydropyran Core of Swinholides and Misakinolides

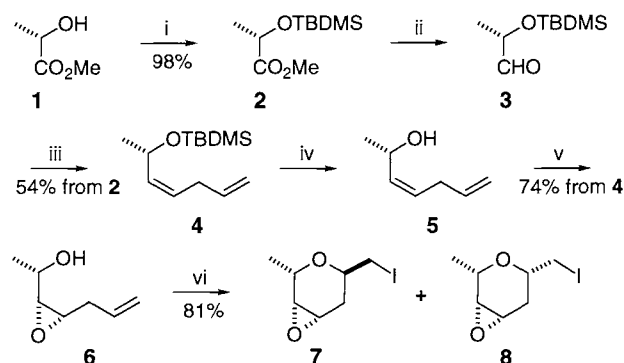
Hiroyuki Hayakawa, Kouki Iida, Masahiro Miyazawa, and Masaaki Miyashita\*  
 Division of Chemistry, Graduate School of Science, Hokkaido University, Sapporo 060-0810

(Received March 23, 1999; CL-990195)

Stereoselective synthesis of the optically pure tetrahydropyran core of swinholides and misakinolide A starting from (*S*)-methyl lactate is described in which the highly stereoselective intramolecular iodoetherification for construction of the tetrahydropyran ring and the regioselective ring-opening reaction of an epoxide are involved as key steps.

The marine natural products swinholides A, B and C, 44-membered dimeric macrolides, isolated from the Okinawan marine sponge *Theonella swinhoei*,<sup>1</sup> and misakinolide A, a 40-membered dimeric lactone, isolated from another Okinawan marine sponge *Theonella*,<sup>2</sup> have been revealed to exhibit potent cytotoxicity against a variety of human carcinoma cell lines, as well as broad-spectrum antifungal activity.<sup>1-3</sup> The stereostructures of the monomeric units of swinholide A and misakinolide A are remarkably similar one another and only the number of double bond connected to a carboxyl group is different. The structures of these families are characterized by the C2-symmetrical dimeric macrolides in which two polypropionate-derived chains including a gigantic lactone ring take axial orientation on a tetrahydropyran ring. Their unique structures and potent anticancer activities have elicited much attention from synthetic organic chemists.<sup>4,5</sup> As part of our synthetic studies toward the polypropionate-derived bioactive compounds possessing characteristic sequences of alternating methyl- and hydroxyl-substituted carbons,<sup>6</sup> we set about asymmetric total synthesis of the swinholide family. We report here the stereoselective synthesis of the common tetrahydro-

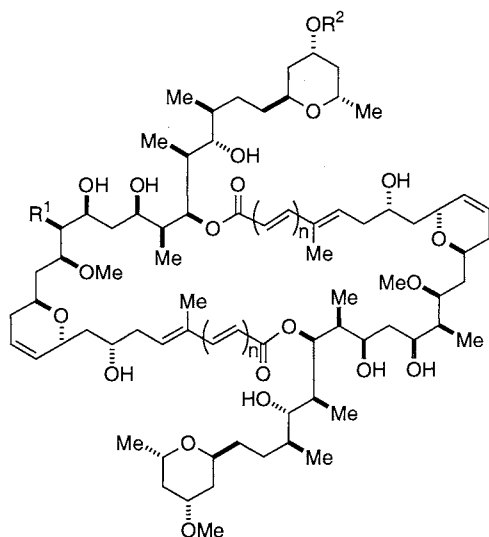
pyran core of swinholides and misakinolide A starting from methyl (*S*)-lactate which involves the highly stereoselective intramolecular iodoetherification for construction of the tetrahydropyran ring and the regioselective ring-opening reaction of an epoxide as key steps.



**Scheme 1.** Reagents and conditions: i. TBDMSCl, imidazole, CH<sub>2</sub>Cl<sub>2</sub>, 0 °C; ii. DIBAL-H, toluene, -78 °C; iii. 3-butenyltriphenylphosphonium bromide, BuLi, toluene; iv. TBAF, THF; v. MCPBA, CH<sub>2</sub>Cl<sub>2</sub>, 0 °C; vi. I[(coll)<sub>2</sub>ClO<sub>4</sub>], CH<sub>2</sub>Cl<sub>2</sub>, 0 °C.

The starting methyl (*S*)-lactate **1** was treated with *tert*-butyldimethylsilyl chloride (TBDMSCl) and imidazole in CH<sub>2</sub>Cl<sub>2</sub> to give **2** in nearly quantitative yield (Scheme 1). Reduction of **2** with DIBAL-H in toluene cleanly produced the aldehyde **3** which was subjected to the Wittig reaction with 3-butenyltriphenylphosphonium bromide in toluene to give the (*Z*)-alkene **4** as a single product in 54% yield for the two steps. After removal of the TBDMS group of **4** with Bu<sub>4</sub>NF (TBAF) in THF, the resulting (*Z*)-allylic alcohol **5** was treated with MCPBA in CH<sub>2</sub>Cl<sub>2</sub> to afford a 94 : 6 mixture of the  $\alpha$ -epoxy alcohol **6** and its  $\beta$ -isomer in 74% overall yield.<sup>8</sup> In turn, the epoxides were subjected to the intramolecular haloetherification, the key reaction in the present synthesis, aiming at the stereospecific construction of the tetrahydropyran ring bearing an axial halomethyl substituent. However, the reaction of **6** with NBS or NIS was found to be fruitless under various conditions since the former reactions resulted in the predominant formation of bromohydrins at the vinyl portion, while the latter reaction was extremely sluggish. Finally, we found that iodonium di-*sym*-collidine perchlorate I[(coll)<sub>2</sub>ClO<sub>4</sub>] discovered by Lemieux<sup>9</sup> served our purpose. Thus treatment of **6** with I[(coll)<sub>2</sub>ClO<sub>4</sub>] in CH<sub>2</sub>Cl<sub>2</sub> at 0 °C afforded a 5 : 1 mixture of **7** : **8** in 81% yield after purification by silica gel chromatography. However, the stereochemistry of the product **7** could not be unambiguously determined at this stage. Therefore the rigorous stereostructure of the cyclization product was determined after an epoxide-opening reaction.

The crucial epoxide-opening reaction of **7** was investigated



Swinholide A:  $n=1$ ,  $R^1=R^2=Me$   
 Swinholide B:  $n=1$ ,  $R^1=H$ ,  $R^2=Me$   
 Swinholide C:  $n=1$ ,  $R^1=Me$ ,  $R^2=H$   
 Misakinolide A:  $n=0$ ,  $R^1=R^2=Me$

under various conditions. The results are summarized in Table 1. In consequence, reducing agents such as lithium aluminum hydride, lithium triethylborohydride, and lithium tri-*sec*-butylborohydride (L-Selectride) were found to be useless (entries 1-3). On the other hand, reduction with sodium cyanoborohydride ( $\text{NaBH}_3\text{CN}$ ) smoothly proceeded in THF at 0 °C in the presence of  $\text{BF}_3 \cdot \text{Et}_2\text{O}$ , giving a 3 : 2 mixture of **9** and **10** in 88% combined yield (entry 4). Soon, we found that DIBAL-H was a reagent of choice and investigated reduction of **7** with DIBAL-H in detail. At first, the reaction of **7** with DIBAL-H (2 equiv.) in  $\text{CH}_2\text{Cl}_2$  at -78 °C produced a 4 : 1 mixture of **9** and **10** in 76% yield (entry 5). In turn, we examined the effect of an additive in the reaction and fortunately found that ethereal compounds as additive could considerably improve the ratio of **9** and **10** (entries 7-10). Eventually, the reaction in the presence of 1 equiv. of diethylether in  $\text{CH}_2\text{Cl}_2$  at -94 °C gave the best result (entry 10) by which the ratio of **9** and **10** was improved up to 87 : 13. At this stage, the stereostructure of the major product **9** including the absolute structure has been unequivocally established by X-ray analysis (Figure 1). As shown in the ortep drawing, an iodomethyl group in **9** takes the axial orientation as expected. These results demonstrate that the intramolecular etherification of **6** by  $\text{I}[(\text{coll})_2\text{ClO}_4]$  occurred stereoselectively giving rise to **7**. The tetrahydropyranyl alcohol **9** thus obtained was successfully converted to the target molecule by methylation

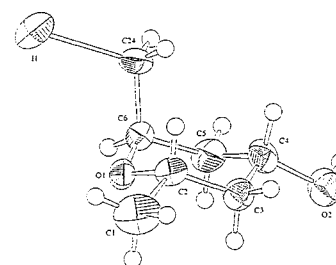


Figure 1. ORTEP drawing of **9**.

with trimethyloxonium tetrafluoroborate and proton sponge<sup>10</sup> in ether in 80% yield, though the *O*-methylation of **9** under usual basic conditions such as  $\text{NaH}/\text{MeI}$  and  $\text{KH}/\text{MeI}$  only resulted in decomposition of the substrate.

In summary, we have established a new and stereoselective synthetic route to the chiral tetrahydropyran core of the swinholid family starting from (*S*)-methyl lactate, not by the use of sugar templates.

The authors are grateful to Professor T. Inabe (Hokkaido University) for valuable discussions on the X-ray analysis. This work was supported by a Grant-in-Aid for JSPS Fellows (No. 2709) and Grants-in-Aid for Scientific Research on Priority Areas (No. 706 : Dynamic Control of Stereochemistry) and (No. 08245101) from the Ministry of Education, Science, Sports and Culture of Japan.

Table 1. Epoxide ring-opening reaction of **7**

Entry	Reagent(s)	Solvent	Temp./°C	Yield /%	Ratio of <b>9</b> and <b>10</b>
1	$\text{LiAlH}_4$	$\text{Et}_2\text{O}$	0	— <sup>a</sup>	
2	$\text{LiB}(\text{C}_2\text{H}_5)_3\text{H}$	THF	-20	— <sup>a</sup>	
3	L-Selectride	THF	-78	— <sup>b</sup>	
4	$\text{NaBH}_3\text{CN}$ $\text{BF}_3 \cdot \text{Et}_2\text{O}$	THF	0	88	60 : 40
5	DIBAL-H	$\text{CH}_2\text{Cl}_2$	-78	76	80 : 20
6	DIBAL-H THF (1 eq)	$\text{CH}_2\text{Cl}_2$	-78	— <sup>b</sup>	
7	DIBAL-H $i\text{Pr}_2\text{O}$ (1 eq)	$\text{CH}_2\text{Cl}_2$	-78	69	79 : 21
8	DIBAL-H $\text{Et}_2\text{O}$ (1 eq)	$\text{CH}_2\text{Cl}_2$	-78	73	85 : 15
9	DIBAL-H DME (1 eq)	$\text{CH}_2\text{Cl}_2$	-94	77	86 : 14
10	DIBAL-H $\text{Et}_2\text{O}$ (1 eq)	$\text{CH}_2\text{Cl}_2$	-94	78	87 : 13

<sup>a</sup> Complex mixture. <sup>b</sup> No reaction.

#### References and Notes

- S. Carmely and Y. Cashman, *Tetrahedron Lett.*, **26**, 511 (1985); M. Kobayashi, J. Tanaka, T. Katori, M. Matsuura, and I. Kitagawa, *Tetrahedron Lett.*, **30**, 2963 (1989); I. Kitagawa, M. Kobayashi, T. Katori, M. Yamashita, J. Tanaka, M. Doi, and T. Ishida, *J. Am. Chem. Soc.*, **112**, 3710 (1990).
- J. Tanaka, T. Higa, M. Kobayashi, and I. Kitagawa, *Chem. Pharm. Bull.*, **38**, 2967 (1990).
- M. Doi, T. Ishida, M. Kobayashi, and I. Kitagawa, *J. Org. Chem.*, **56**, 3629 (1991).
- I. Paterson, K.-S. Yeung, R. A. Ward, J. G. Cumming, and J. D. Smith, *J. Am. Chem. Soc.*, **116**, 9391 (1994); A. P. Patron, P. K. Richter, M. J. Tomaszewski, R. A. Miller, and K. C. Nicolaou, *J. Chem. Soc., Chem. Commun.*, **1994**, 1147; P. K. Richter, M. J. Tomaszewski, R. A. Miller, A. P. Patron, and K. C. Nicolaou, *J. Chem. Soc., Chem. Commun.*, **1994**, 1151; T. Nakata, T. Komatsu, K. Nagasawa, H. Yamada, and T. Takahashi, *Tetrahedron Lett.*, **35**, 8225 (1994); T. Nakata, T. Komatsu, and K. Nagasawa, *Chem. Pharm. Bull.*, **42**, 2403 (1994); I. Paterson, J. G. Cumming, R. A. Ward, and S. Lamboley, *Tetrahedron*, **51**, 9393 (1995); I. Paterson, J. D. Smith, and R. A. Ward, *Tetrahedron*, **51**, 9413 (1995); I. Paterson, R. A. Ward, J. D. Smith, J. G. Cumming, and K.-S. Yeung, *Tetrahedron*, **51**, 9437 (1995); I. Paterson, K.-S. Yeung, R. A. Ward, J. D. Smith, J. G. Cumming, and S. Lamboley, *Tetrahedron*, **51**, 9467 (1995).
- I. Paterson, K.-S. Yeung, C. Watson, R. A. Ward, and P. A. Wallace, *Tetrahedron*, **54**, 11935 (1998); I. Paterson, C. Watson, K.-S. Yeung, R. A. Ward, and P. A. Wallace, *Tetrahedron*, **54**, 11955 (1998).
- M. Miyashita, M. Hoshino, and A. Yoshikoshi, *J. Org. Chem.*, **56**, 6483 (1991); T. Shiratani, K. Kimura, K. Yoshihara, S. Hatakeyama, H. Irie, and M. Miyashita, *J. Chem. Soc., Chem. Commun.*, **1996**, 21; M. Miyashita, T. Shiratani, K. Kawamine, S. Hatakeyama, and H. Irie, *J. Chem. Soc., Chem. Commun.*, **1996**, 1027.
- H. Hayakawa, M. Ohmori, K. Takamichi, F. Matsuda, and M. Miyashita, *J. Chem. Soc., Chem. Commun.*, **1997**, 1219.
- B. E. Rossiter, T. R. Verhoeven, and K. B. Sharpless, *Tetrahedron Lett.*, **1979**, 4733.
- R. U. Lemieux and A. R. Morgan, *Can. J. Chem.*, **43**, 2190 (1965).
- M. J. Diem, D. F. Burow, and J. L. Fry, *J. Org. Chem.*, **42**, 1801 (1977).